


Bible Story – Luke 10:38-42

The Lord and his disciples were traveling along and came to a village. When they got there, a woman named Martha welcomed him into her home. She had a sister named Mary, who sat down in front of the Lord and was listening to what he said. Martha was worried about all that had to be done. Finally, she went to Jesus and said, "Lord, doesn't it bother you that my sister has left me to do all the work by myself? Tell her to come and help me!"

The Lord answered, "Martha, Martha! You are worried and upset about so many things, but only one thing is necessary. Mary has chosen what is best, and it will not be taken away from her."

Activity	Equipment	Instructions	Discussion	Picture
<p>1. Honour quilt</p>	<p>Template Tissue paper Glue Scissors Coloured card</p>	<p>Copy the template onto the colour of your choice. Cut out tissue paper shapes to match the template. Stick on your tissues paper to fill in the quilt template.</p>	<p>Talk about how important it is to honour God. God is always close to us, but we sometimes lose touch. We need to work to keep our focus in order for us to allow God to come close to us regularly.</p>	



- 2.
3. Bookmarks


White card
Coloured paper
Glue stick
Pens
Scissors

Cut a strip of card 3cm wide and the full length of A4 .
Shape the top of the strip into your paper animals head.
Cut out a small eye patch.
Glue in place and draw on additional features.
Cut out two ears, a bit like two large rain drops, with an extra bit for gluing to the back of the head.
Glue the ears in place.
Cut out two simple legs. Glue in place.
Now cut out the head and legs neatly, so you can use the bottom half of the as your bookmark base.
Add glue to the head (not the legs).
Glue the head to the remainder of the strip of card.

Talk about how we can too can listen to Jesus, like Mary did, by reading a bible.



<p>4. Cup cakes</p>	<p>Cup cakes Icing Food colouring Sprinkles</p>	<p>Decorate the top of a cup cake</p>	<p>Talk about what preparations you would make for a visiting friend. What preparations do you need to make to welcome Jesus?</p>	
<p>5. Felt hearts</p>	<p>Felt Scissors Thread Stuffing Ribbon Needle</p>	<p>Cut out two equal heart shapes Cut out smaller heart shapes in contrasting colours Sew the smaller hearts onto one larger heart Sew larger hearts together, leaving a gap at the top. Stuff the heart. Sew ribbon to make a hanging loop and to close the gap left.</p>	<p>Talk about how our world seems full of people who judge each other. Some people judge without even getting to know the other person first. God knows us all. He does not measure success, wealth or conditions. He looks at our heart. What will he see in your heart?</p>	

<p>6. Foot prints</p>	<p>Paper Paints Bowl of water Towels Pens Tarpaulin</p>	<p>Take of your shoes and socks Cover the bottom of your feet with paint Stand on the paper with one foot, then place the other foot so your heels are overlapping (to make a heart shape)</p>	<p>Talk about how Martha wanted everything to be ready and she was serving those around her. How can you help around home during the summer holidays?</p>	
-----------------------	---	--	---	---

